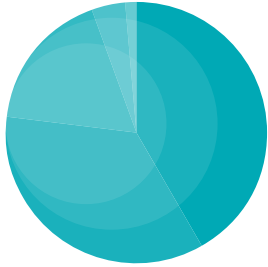


TYPE OF COMPANY

Oil/Gas Company • **33.9%**
Service/Supply • **20.6%**
Engineering/Construction • **18.3%**
Consulting Company • **10.7%**

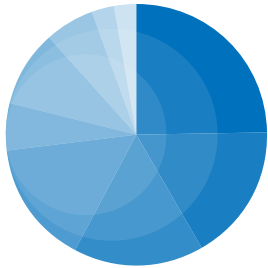
Other • **7.8%**
Contractor • **7.0%**
Financial • **1.4%**
Government/Library/Education • **0.3%**



JOB FUNCTION

Management (CEO, Pres, VP,
Partner, Manager, etc) • **41.7%**
Engineering/Technical/
Geoscience • **35.5%**
Other • **17.5%**

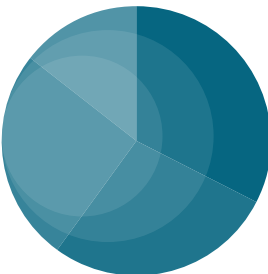
Purchasing/Consulting • **4.1%**
Superintendent/
Field Professional/
Foreman • **1.2%**



AREAS OF INTEREST

Production • **25.0%**
Drilling • **16.9%**
Pipeline/Transportation • **15.9%**
Exploration • **15.4%**
Refining • **5.9%**

Gas Processing • **9.5%**
Petrochemical • **5.9%**
Other • **2.8%**
Financial • **2.7%**



PURCHASING RESPONSIBILITY

Recommend • **32.5%**
Approve • **27.5%**

None • **25.8%**
Specify • **14.2%**