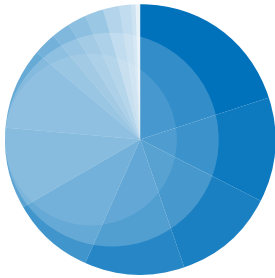


### JOB FUNCTION

Engineering - **30.3%**  
 Engineering/  
 Technical Management - **17.5%**  
 Senior Management - **15.6%**  
 Other - **15.6%**

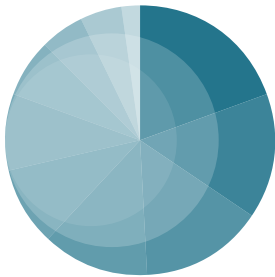
Consulting - **6.4%**  
 Owner/CEO - **4.1%**  
 Superintendent/  
 Field Professional - **2.8%**  
 Geology/Geophysics - **2.3%**



### ORGANIZATIONAL TYPE

Engineering/Design - **20.2%**  
 Service Company - **12.4%**  
 Other - **12.4%**  
 Independent Oil Company - **11.9%**  
 Equipment Manufacturing/  
 Supply - **10.1%**  
 EPC/Main Contractor - **9.6%**  
 Integrated Oil Company - **9.6%**  
 National Oil Company - **2.8%**

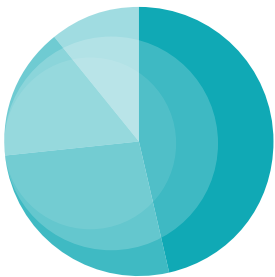
Drilling Contractor - **2.3%**  
 Inspection & Monitoring - **2.3%**  
 Marine Support Services - **2.3%**  
 Pipeline/Transportation - **1.8%**  
 Instrumentation & Control  
 Systems - **1.4%**  
 Seismic Company - **0.5%**  
 Shipyard/Fabrication Yard - **0.5%**



### AREAS OF INTEREST

Subsea Technology - **62.4%**  
 Construction/Installation - **47.2%**  
 Flowlines & Pipelines - **46.8%**  
 Field Development - **40.4%**  
 Floating Production  
 Systems - **29.8%**

Flow Assurance - **28.9%**  
 Drilling/Well Construction - **22.0%**  
 Exploration - **17.0%**  
 Mooring/Station-Keeping - **15.6%**  
 Other - **6.4%**



### PURCHASING AUTHORITY

Recommend - **46.6%**  
 No Role - **27.0%**

Final Decision - **15.7%**  
 Specify - **10.8%**

### PRIMARY REASON FOR ATTENDING

